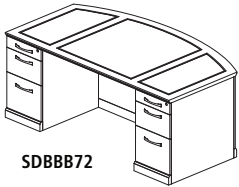


This line combines a high end look and technology-friendly features. Sorrento uses AA-grade North American Hardwood veneers.

**Surface:** Choice of Espresso finish on Walnut veneer-ESP, or Bourbon Cherry finish on Cherry veneer border and Walnut inlays bordering Bird's Eye Maple panels-SCR.

- For Bourbon Cherry finish, all horizontal Desking surfaces feature hardwood inlays and Bird's Eye Maple panels
- All cabinet/drawer interiors and backs are fully finished
- All locks are keyed-alike and feature removable cores for installing keyed different locks after market
- Center drawers are optional
- All floor supported models include steel threaded leveling glides
- All models in all finishes are available on both the Quick Ship and Freight delivery programs with no quantity limitations
- All Credenzas, Returns, and Bridges feature a technology access panel for convenient connectivity
- Recommended under-cabinet LED Task Light is model EZDP. Other LED Task/Desk lighting is available in the Ergonomics section page 276


## FREESTANDING DESKS



SDBBB72

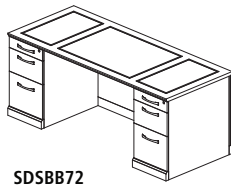
- Choose either two Pencil/Box/Files or a combination of a Pencil/Box/File and a File/File pedestal
- All Freestanding Pedestals are universal

Model No.	Description	Dimensions	Weight	List Price
SDBBB72	Double Pedestal Desk, Bow Front, PBF/PBF	72"W x 39"D x 29½"H	310	4,531.00
SDBBF72	Double Pedestal Desk, Bow Front, PBF/FF	72"W x 39"D x 29½"H	307	4,429.00
SDSBB72	Double Pedestal Desk, Straight Front, PBF/PBF	72"W x 30"D x 29½"H	289	4,291.00
SDSBF72	Double Pedestal Desk, Straight Front, PBF/FF	72"W x 30"D x 29½"H	287	4,191.00

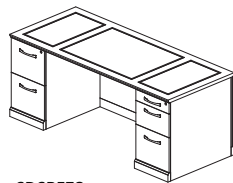


SDBBF72

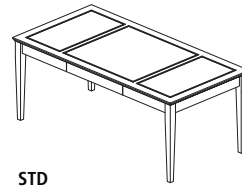
Model No.	Description	Dimensions	Weight	List Price
STD	Table Desk with built-in Center Drawer	72"W x 36"D x 29½"H	144	2,121.00
SCD	Center Drawer for Desks and Credenzas	30"W x 21¼"D x 2½"H	21	479.00



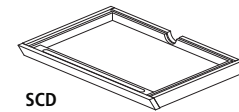
SDSBB72



SDSBF72

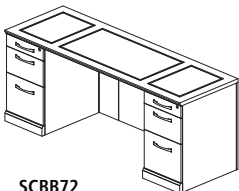


STD



SCD

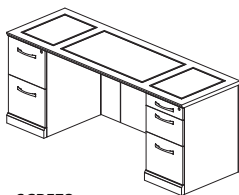
## FREESTANDING CREDENZAS



SCBB72

- All Credenzas feature a technology access panel for convenient connectivity

Model No.	Description	Dimensions	Weight	List Price
SCBB72	Double Pedestal Credenza, PBF/PBF	72"W x 24"D x 29½"H	257	3,864.00
SCBF72	Double Pedestal Credenza, PBF/FF	72"W x 24"D x 29½"H	255	3,761.00
SCFF72	Double Pedestal Credenza, FF/FF	72"W x 24"D x 29½"H	253	3,658.00



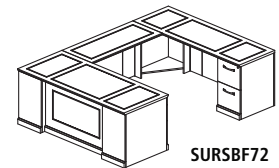


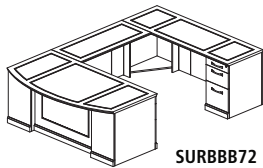
SCBF72

**U-SHAPED CONFIGURATIONS**



- All Credenzas and Bridges feature a technology access panel for convenient connectivity
- Offered in choice of left-handed and right-handed U-Configurations

Model No.	Description	Dimensions	Weight	List Price
<b>SURBBB72</b>	Executive U, Bowfront, Right Bridge PBF-Desk, PBF-Credenza	72"W x 39"D x 29½"H Desk 48"W x 20"D x 29½"H Bridge 72"W x 24"D x 29½"H Credenza	536	7,559.00
<b>SULBBB72</b>	Executive U, Bowfront, Left Bridge PBF-Desk, PBF-Credenza	72"W x 39"D x 29½"H Desk 48"W x 20"D x 29½"H Bridge 72"W x 24"D x 29½"H Credenza	536	7,559.00
<b>SURBBF72</b>	Executive U, Bowfront, Right Bridge PBF-Desk, FF-Credenza	72"W x 39"D x 29½"H Desk 48"W x 20"D x 29½"H Bridge 72"W x 24"D x 29½"H Credenza	533	7,456.00
<b>SULBBF72</b>	Executive U, Bowfront, Left Bridge PBF-Desk, FF-Credenza	72"W x 39"D x 29½"H Desk 48"W x 20"D x 29½"H Bridge 72"W x 24"D x 29½"H Credenza	533	7,456.00
<b>SURSBB72</b>	Executive U, Straight Front, Right Bridge PBF-Desk, PBF-Credenza	72"W x 30"D x 29½"H Desk 48"W x 20"D x 29½"H Bridge 72"W x 24"D x 29½"H Credenza	523	7,319.00
<b>SULSBB72</b>	Executive U, Straight Front, Left Bridge PBF-Desk, PBF-Credenza	72"W x 30"D x 29½"H Desk 48"W x 20"D x 29½"H Bridge 72"W x 24"D x 29½"H Credenza	523	7,319.00
<b>SURSBF72</b>	Executive U, Straight Front, Right Bridge PBF-Desk, FF-Credenza	72"W x 30"D x 29½"H Desk 48"W x 20"D x 29½"H Bridge 72"W x 24"D x 29½"H Credenza	520	7,216.00
<b>SULSBF72</b>	Executive U, Straight Front, Left Bridge PBF-Desk, FF-Credenza	72"W x 30"D x 29½"H Desk 48"W x 20"D x 29½"H Bridge 72"W x 24"D x 29½"H Credenza	520	7,216.00



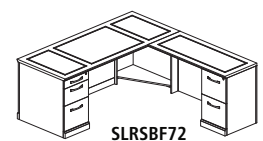
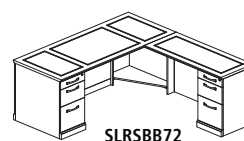
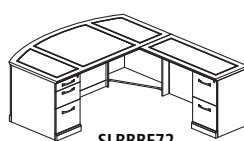

**L-SHAPED CONFIGURATIONS**



- All returns feature a technology access panel for convenient connectivity
- Offered in choice of left-handed and right-handed L-Configurations

- All returns feature a technology access panel for convenient connectivity

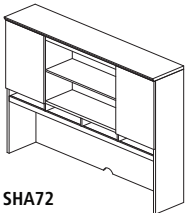
Model No.	Description	Dimensions	Weight	List Price
<b>SLRBBB72</b>	Executive L, Bowfront, Right Return PBF-Desk, PBF-Return	72"W x 39"D x 29½"H Desk 48"W x 20"D x 29½"H Return	389	5,725.00
<b>SLLBBB72</b>	Executive L, Bowfront, Left Return PBF-Desk, PBF-Return	72"W x 39"D x 29½"H Desk 48"W x 20"D x 29½"H Return	389	5,725.00
<b>SLRBBF72</b>	Executive L, Bowfront, Right Return PBF-Desk, FF-Return	72"W x 39"D x 29½"H Desk 48"W x 20"D x 29½"H Return	386	5,606.00
<b>SLLBBF72</b>	Executive L, Bowfront, Left Return PBF-Desk, FF-Return	72"W x 39"D x 29½"H Desk 48"W x 20"D x 29½"H Return	386	5,606.00
<b>SLRSBB72</b>	Executive L, Straight Front, Right Return PBF-Desk, PBF-Return	72"W x 39"D x 29½"H Desk 48"W x 20"D x 29½"H Return	376	5,485.00
<b>SLLSBB72</b>	Executive L, Straight Front, Left Return PBF-Desk, PBF-Return	72"W x 39"D x 29½"H Desk 48"W x 20"D x 29½"H Return	376	5,485.00
<b>SLRSBF72</b>	Executive L, Straight Front, Right Return PBF-Desk, FF-Return	72"W x 39"D x 29½"H Desk 48"W x 20"D x 29½"H Return	373	5,365.00
<b>SLLSBF72</b>	Executive L, Straight Front, Left Return PBF-Desk, FF-Return	72"W x 39"D x 29½"H Desk 48"W x 20"D x 29½"H Return	373	5,365.00



These products are subject to California Proposition 65. Please visit the product detail page on our website for specific information.

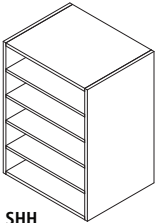
Office Suites  
Seating  
Tables & Desks  
Meeting Essentials  
Personal Organization  
Ergonomics  
High Density Storage  
Storage & Filing  
Facilities  
Technology Furniture  
Art & Engineering  
Education  
K-12

## HUTCHES

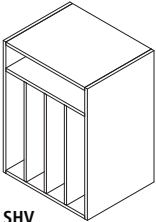


SHA72

- Fully assembled
- Hutches in Bourbon Cherry have wood doors, Hutches in Espresso have frosted glass doors
- Optional task lights are available
- Middle shelves behind doors adjust to three positions on 2 1/2" increments
- Clearance between the work surface and bottom shelf is 20 1/4"
- Optional Hutch Organizers are sized to fit in space between doors and work surface



SHH

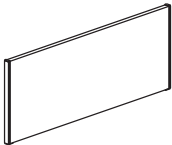


SHV

Model No.	Description	Dimensions	Weight	List Price
SHA72	Hutch with Double-Height Doors	72"W x 15"D x 52 1/2"H	246	3,165.00
SHH	Hutch Organizer, Horizontal	17 1/2"W x 12 1/2"D x 19 3/4"H	36	616.00
SHV	Hutch Organizer, Vertical	17 1/2"W x 12 1/2"D x 19 3/4"H	36	616.00
SHGD	Optional Glass Doors for 72" Hutch (SCR)		30	385.00
SHWD	Optional Wood Doors for 72" Hutch (ESP)		30	362.00

NOTE: Recommended under-cabinet LED Task Light is model EZDP.  
Other LED Task/Desk lighting is available in the Ergonomics section page 276.

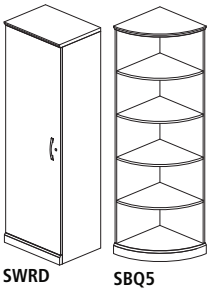
## FABRIC PANELS



- Stocked in MIR1454 Birch Fabric

Model No.	Dimensions	Weight	List Price
FTB72	69"W x 18 1/2"H	16	597.00

## STORAGE OPTIONS

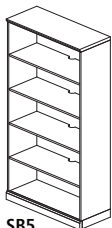


SWRD

SBQ5

- Low Wall Cabinet has one internal shelf in each compartment that adjusts to 5 different positions on 1 1/4" increments. Does not lock
- Executive Buffet Cabinet has one internal shelf in each compartment that adjusts to three positions and 2 1/2" H increments. Does not lock
- Lateral files feature interlock system allowing only one drawer to open at a time. Standard gang lock provided
- SLC and SBUF have wood doors (Bourbon Cherry-SCR) or frosted glass doors (Espresso-ESP)
- SBQ5 and SB5 have 1" thick shelves

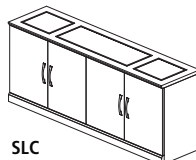
Model No.	Description	Dimensions	Weight	List Price
SWRD	Wardrobe Cabinet – Universal	24"W x 18"D x 76"H	168	2,019.00
SBQ5	5 Shelf Quarter-Round Bookcase	18"W x 18"D x 70"H	81	1,522.00
SB5	5 Shelf Bookcase	36"W x 15"D x 70"H	150	1,966.00
SLF2	2 Drawer Lateral File	36"W x 18"D x 29 1/2"H	186	2,241.00
SLC	Low Wall Cabinet	72"W x 18"D x 29 1/2"H	235	2,702.00
SBUF	Buffet Cabinet	72"W x 22"D x 36"H	294	4,361.00




SB5



SLF2

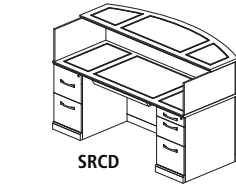


SLC



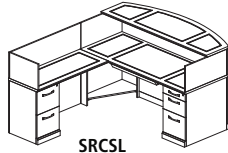
SBUF

RECEPTION STATIONS

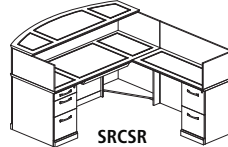


SRCD

- Available with a granite or veneer counter top
- Configured as either a freestanding double-pedestal Desk station or complete with right- or left-handed return
- Ship complete as shown. (Counter Organizers sold separately)
- Includes a technology access panel for convenient connectivity



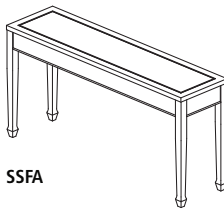
SRCDM



SRCSL


Model No.	Description	Dimensions	Weight	List Price
SRCD	Reception Desk with Veneer Counter	72" W x 39" D x 45" H	481	6,167.00
SRCDM	Reception Desk with Granite Counter	72" W x 39" D x 45" H	532	8,006.00
SRCSL	Reception Desk with Veneer Counter Left Hand – Return	72" W x 39" D x 45" H Desk 48" W x 20" D x 43½" H Return	583	8,147.00
SRCSLM	Reception Desk with Granite Counter Left Hand – Return	72" W x 39" D x 45" H Desk 48" W x 20" D x 43½" H Return	634	9,984.00
SRCSR	Reception Desk with Veneer Counter Right Hand – Return	72" W x 39" D x 45" H Desk 48" W x 20" D x 43½" H Return	583	8,147.00
SRCSRSM	Reception Desk with Granite Counter Right Hand – Return	72" W x 39" D x 45" H Desk 48" W x 20" D x 43½" H Return	634	9,984.00

OCCASIONAL TABLES

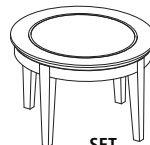


SSFA

Model No.	Description	Dimensions	Weight	List Price
SSFA	Sofa Table	16" W x 60" D x 30" H	75	967.00
SCFT	Coffee Table – Oval	48" W x 24" D x 15" H	48	890.00
SET	End Table	24" W x 24" D x 24" H	33	648.00

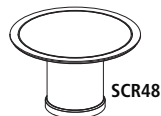


SCFT



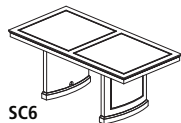
SET

CONFERENCE ROOM TABLES

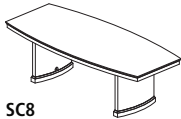


SCR48

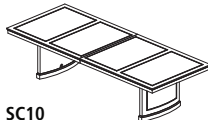
- Rectangular shaped conference tables are only available in Bourbon Cherry-SCR
- Boat-shaped conference tables are only available in Espresso-ESP



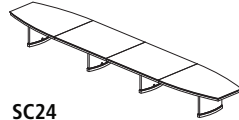
SC6



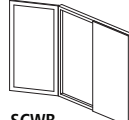
SC8



SC10



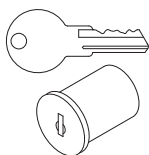
SC24



SCWB

Model No.	Description	Dimensions	Weight	List Price
SCR48	48" Round Conference Table	48" Diameter x 29½" H	164	2,066.00
SC6	6' Rectangular or Boat-Shaped Conference Table	72" W x 36" D x 29½" H	231	3,327.00
SC8	8' Rectangular or Boat-Shaped Conference Table	96" W x 42" D x 29½" H	281	3,830.00
SC10	10' Rectangular or Boat-Shaped Conference Table	120" W x 48" D x 29½" H	370	5,358.00
SC12	12' Rectangular or Boat-Shaped Conference Table	144" W x 54" D x 29½" H	514	9,598.00
SC18	18' Rectangular or Boat-Shaped Conference Table	216" W x 54" D x 29½" H	667	11,589.00
SC24	24' Rectangular or Boat-Shaped Conference Table	288" W x 54" D x 29½" H	991	15,453.00
SC30	30' Rectangular or Boat-Shaped Conference Table	360" W x 54" D x 29½" H	973	19,318.00
SCWB	Presentation Board	48" W x 48" H x 3½" D	109	2,364.00

REPLACEMENT LOCK CORES



- Allows pedestals and laterals to be keyed uniquely for up to fifteen different workstations
- Master key available
- Must purchase a core removal tool to change locks cores

Model No.	Description	Weight	List Price
REALCC0311B through REALCC0325B	Replacement Core with Keys, Black*	1	29.00
REALCRK	Core Removal Tool	1	29.00
REALCMK	Master Key	1	29.00

\*Order Black replacement lock core for Sorrento Bourbon Cherry-SCR finish.

Note: Sorrento in Espresso-ESP finish has a Silver replacement lock core (order replacement lock core without the "B").



These products are subject to California Proposition 65. Please visit the product detail page on our website for specific information.

Office Suites  
Seating  
Tables & Desks  
Meeting Essentials  
Personal Organization  
Ergonomics  
High Density Storage  
Storage & Filing  
Facilities  
Technology Furniture  
Art & Engineering  
K-12 Education