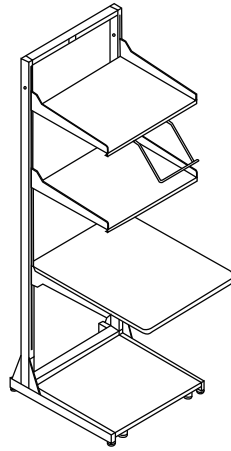


- **Frames:** Heavy-duty 1" x 2" 11-gauge welded steel, slotted on both sides in 1" increments. Frames can be bolted together as needs expand. 800 lb. maximum load per frame. **Note:** Frame heights are for frame only. Must add 3" for foot and 6" for caster and foot. **Note:** Add frame braces #350325 R (RH) and #350325L (LH) for structural rigidity on 72" and 84" height frames
- **Shelves:** 14-gauge steel with integral attachment brackets. Available either horizontal or with 13° tilt. Floor shelf for CPU requires either glide or caster kit. 300 lb. maximum load per shelf

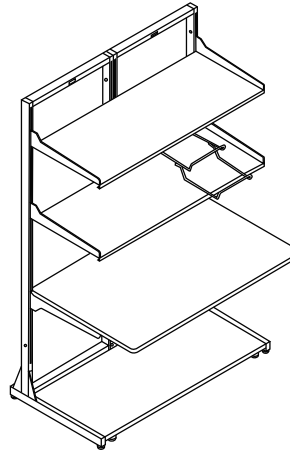
- **Work Surface:** 1" Thermally-Fused Fog Gray laminate with T-mold edge standard. Also available in 1/8" high pressure laminate or ESD laminate with T-mold edge (does not include grounding wire)
Support brackets included. Additional front support leg suggested for loads over 150 lbs. Support leg included with 36" deep work surfaces
- **Keyboard supports:** Available in four variations — single wire holder or double wire holder for mounting under steel shelves; retractable platform or keyboard drawer for mounting under work surface

PRECONFIGURED MATRIX® LAN STATION: TYPICALS 

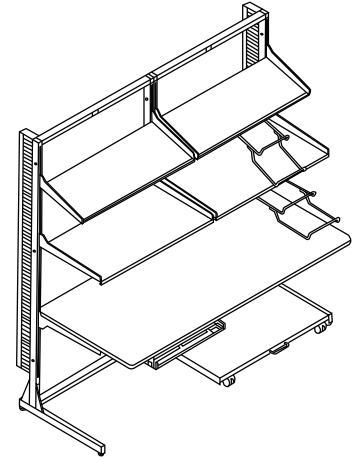
Safco offers three preconfigured Maytrix LAN stations to meet a variety of systems needs. **Each ships in a single carton.**
Color: Gray powder coat paint finish, with Fog Gray low pressure laminate surfaces only for preconfigured units.



31124

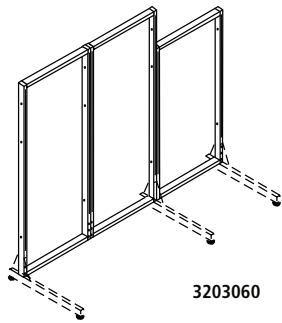


31148

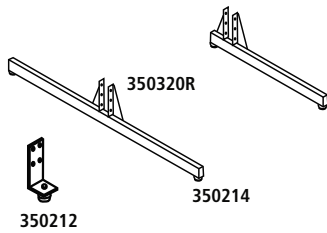


31172

Model No.	Description	Weight	List Price
31124	24" Basic Maytrix (1) 24" x 72" Frame; (2) Single-Sided Legs; (2) 24" x 16" Horizontal Shelves; (1) Single Wire Keyboard Holder; (1) 24" x 30" Work Surface; (1) 18" x 21" Floor Shelf; (1) Floor Shelf Glide Kit	119	2,589.00
31148	48" Maytrix Console (2) 24" x 72" Frames; (2) Single-Sided Legs; (1) Center Support Foot; (2) 48" x 16" Horizontal Shelves; (1) Double Wire Keyboard Holder; (1) 48" x 30" Work Surface; (1) 42" x 21" Floor Shelf; (1) Floor Shelf Glide Kit	211	4,388.00
31172	72" Deluxe Maytrix (2) 36" x 72" frames; (2) Single-Sided Legs; (1) Center Support Foot; (2) 36" x 16" Tilt Shelves; (2) 36" x 16" Horizontal Shelves; (2) Double Wire Keyboard Holders; (1) 72" x 30" Work Surface; (1) Under Surface Keyboard Drawer; (1) 30" x 21" Floor Shelf; (1) Floor Shelf Caster Kit; (2) 6 ft. Slotted Cable Management Channels	270	6,489.00

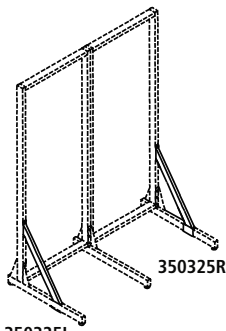


3203060



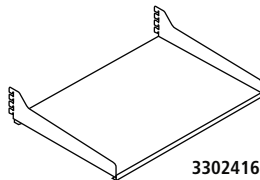
350212

350214

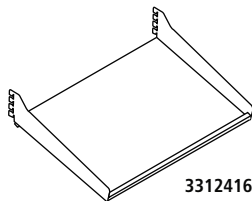


350325R

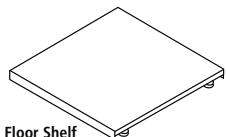
350325L



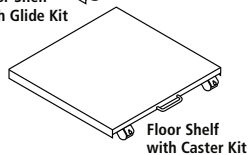
3302416



3312416



Floor Shelf with Glide Kit



Floor Shelf with Caster Kit

Model No.	Description	Weight	List Price
Maytrix Steel Frames			
3202460	Frame, 24"W x 60"H	36	626.00
3202472	Frame, 24"W x 72"H	40	672.00
3202484	Frame, 24"W x 84"H	44	738.00
3203060	Frame, 30"W x 60"H	39	645.00
3203072	Frame, 30"W x 72"H	43	685.00
3203084	Frame, 30"W x 84"H	48	755.00
3203660	Frame, 36"W x 60"H	40	667.00
3203672	Frame, 36"W x 72"H	47	698.00
3203684	Frame, 36"W x 84"H	48	766.00

Model No.	Description	Weight	List Price
Maytrix Leg Options			
350212	Foot, Center Support	2	96.00
350213R	Leg, Single Right (for use with 30" deep work surfaces)	7	313.00
350213L	Leg, Single Left (for use with 30" deep work surfaces)	7	313.00
350320R	Leg, Single Right (for use with 36" deep work surfaces)	7	313.00
350320L	Leg, Single Left (for use with 36" deep work surfaces)	7	313.00
350214	Leg, Double-Sided (universal fits L or R)	11	389.00
350215	Casters for Frame (pair-1 lock, 1 non-lock)	4	158.00
350325R	Frame Brace, Right	4	154.00
350325L	Frame Brace, Left	4	154.00

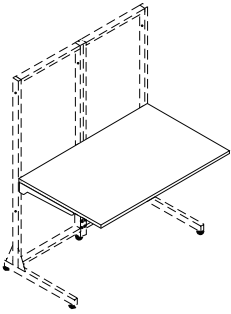
Model No.	Description	Weight	List Price	Model No.	Description	Weight	List Price
Maytrix Horizontal Mounting Shelf, steel (includes mounting brackets)							
3302416	24"W x 16"D	16	223.00	3302420	24"W x 20"D	16	241.00
3303016	30"W x 16"D	19	270.00	3303020	30"W x 20"D	16	300.00
3303616	36"W x 16"D	20	348.00	3303620	36"W x 20"D	24	365.00
3304816	48"W x 16"D	27	504.00	3304820	48"W x 20"D	27	524.00
3305416	54"W x 16"D	27	533.00	3305420	54"W x 20"D	27	555.00
3306016	60"W x 16"D	32	565.00	3306020	60"W x 20"D	38	595.00
350318	Replacement Center Mounting Bracket (48", 60" only)						108.00

Model No.	Description	Weight	List Price	Model No.	Description	Weight	List Price
Maytrix 13° Tilt Shelf, steel (includes mounting brackets)							
3312416	24"W x 16"D	16	336.00	3312420	24"W x 20"D	19	350.00
3313016	30"W x 16"D	19	394.00	3313020	30"W x 20"D	19	410.00
3313616	36"W x 16"D	21	443.00	3313620	36"W x 20"D	19	461.00

Model No.	Description	Weight	List Price
Maytrix Floor Shelf, steel			
3322421	Floor Shelf, 18"W x 21"D, Fits 24"W Frame	14	371.00
3323021	Floor Shelf, 24"W x 21"D, Fits 30"W Frame	16	394.00
3323621	Floor Shelf, 30"W x 21"D, Fits 36"W Frame	19	401.00
3324821	Floor Shelf, 42"W x 21"D, Fits 48"W Frame	26	430.00
3326021	Floor Shelf, 54"W x 21"D, Fits 60"W Frame	30	463.00
350218	Floor Shelf Caster Kit (2 lock, 2 non-lock) + Handle	2	51.00
350216	Floor Shelf Glide Kit (set of 4)	1	60.00

MAYTRIX DESK WORK SURFACE

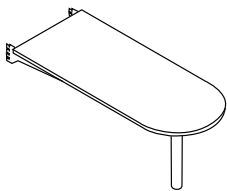
- Includes mounting brackets
- 36" D surfaces include adjustable front support legs



Model No.	Description	Weight	TFL	HPL	ESD
			Laminate List Price	Laminate List Price	Laminate List Price
			"L" Suffix	"LE" Suffix	
3402430	Work Surface, 24"W x 30"D	24	537.00	698.00	991.00
3403030	Work Surface, 30"W x 30"D	30	608.00	794.00	1,092.00
3403630	Work Surface, 36"W x 30"D	34	672.00	871.00	1,179.00
3404830	Work Surface, 48"W x 30"D	45	804.00	1,062.00	1,387.00
3405430	Work Surface, 54"W x 30"D	45	920.00	1,200.00	1,580.00
3406030	Work Surface, 60"W x 30"D	56	1,048.00	1,331.00	1,685.00
3407230	Work Surface, 72"W x 30"D	78	1,142.00	1,446.00	1,816.00
3409030	Work Surface, 90"W x 30"D	96	1,446.00	1,862.00	2,268.00
3402436	Work Surface, 24"W x 36"D	29	724.00	824.00	1,082.00
3403036	Work Surface, 30"W x 36"D	33	774.00	1,057.00	1,179.00
3403636	Work Surface, 36"W x 36"D	42	860.00	1,027.00	1,356.00
3404836	Work Surface, 48"W x 36"D	64	964.00	1,247.00	1,651.00
3405436	Work Surface, 54"W x 36"D	66	1,202.00	1,408.00	1,856.00
3406036	Work Surface, 60"W x 36"D	67	1,204.00	1,565.00	2,064.00
3407236	Work Surface, 72"W x 36"D	75	1,362.00	1,706.00	2,252.00
3409036	Work Surface, 90"W x 36"D	90	1,684.00	2,187.00	2,892.00

Note: TFL = Low Pressure Laminate as standard.

MAYTRIX PENINSULA



Model NO.	Description	Weight	TFL	HPL	ESD
			Laminate List Price	Laminate List Price	Laminate List Price
			"L" Suffix	"LE" Suffix	
Maytrix Peninsula (includes mounting brackets - hooks onto Maytrix™ frame)					
3407130	71" L x 30"W with T-mold Edge	83	1,151.00	1,469.00	1,667.00

Note: Post-formed edge not available on peninsula surface. Surface height must be set nominally at 29".

MAYTRIX 90° CORNER WORK SURFACES

Model No.	Description	Weight	List Price
Maytrix Corner Components - Shelves			
3332416	90° Steel Corner Shelf, 24"W x 16"D (requires two 24" frames)	20	353.00
3332420	90° Steel Corner Shelf, 24"W x 20"D (requires two 24" frames)	22	361.00
3333016	90° Steel Corner Shelf, 30"W x 16"D (requires two 30" frames)	22	365.00
3333616	90° Steel Corner Shelf, 36"W x 16"D (requires two 36" frames)	25	381.00
3333020	90° Steel Corner Shelf, 30"W x 20"D (requires two 30" frames)	25	381.00
3333620	90° Steel Corner Shelf, 36"W x 20"D (requires two 36" frames)	28	393.00

Office Suites
Seating
Tables
Desks
Meeting Essentials
Personal Organization
Ergonomics
High Density Storage
Storage & Filing
Facilities
Technology Furniture
Art & Engineering

MAYTRIX® 90° CORNER WORK SURFACES

Model No.	Description	TFL Laminate List Price	HPL Laminate List Price	ESD Laminate List Price
			"L" Suffix	"LE" Suffix
3403030	30"W x 30"D (requires two 30" frames; 350213L/350213R legs recommended).	608.00	794.00	1,092.00
3403636	36"W x 36"D (requires two 36" frames; 350213L/350213R legs recommended)	860.00	1,027.00	1,356.00
3434830	48"W x 30"D (requires four 24" frames)	1,173.00	1,426.00	1,667.00
3434836	48"W x 36"D (requires four 24" frames)	1,303.00	1,558.00	1,771.00

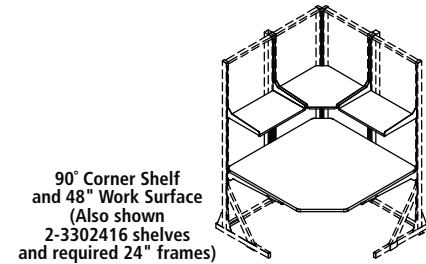
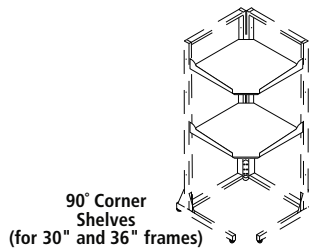
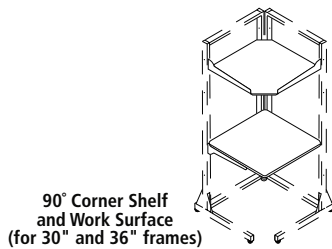
Model No.	Description	List Price	List Price
350217	Corner Connector Kit (foot and hardware required for 90° corner configuration)	157.00	157.00

HOW TO SPECIFY

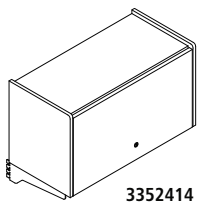
Start with base model number for work surfaces or peninsula and **SELECT ONE CODE FROM EACH OF THE OPTIONS** to complete your final model number for ordering:

Select MODEL NUMBER (ie., 3403030)	Option 1 Thermally-Fused Laminate No suffix	Option 2 High Pressure Laminate L = HPL Laminate	Option 3 ESD Laminate LE = ESD Laminate
---------------------------------------	---	--	---

The final model number for a surface with the base model number of 3403030 with the ESD Laminate option would be 3403030LE.

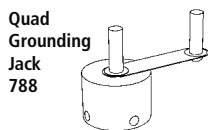


STORAGE BINS



Model No.	Description	Internal Dimensions	Weight	TFL Laminate List Price	HPL Laminate List Price
					"L" Suffix
3352414	24"W Storage Bin	13"H x 21¾"W x 13¼"D	40	1,089.00	1,153.00
3353014	30"W Storage Bin	13"H x 27¾"W x 13¼"D	4	1,108.00	1,172.00
3353614	36"W Storage Bin	13"H x 33¾"W x 13¼"D	51	1,140.00	1,220.00

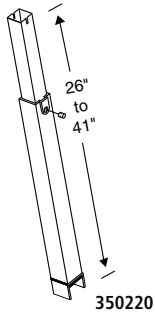
ESD ACCESSORIES



- Must be wired in compliance with local electrical codes
- Grounding Bar provides common grounding point for managing multiple ground wires
- Wrist Strap must be used with Grounding Jack for proper grounding
- Grounding Jack accommodates 4 standard banana jacks (on the end of wrist straps)

Model No.	Description	Weight	List Price
787	ESD Wrist Strap	2	94.00
788	ESD Grounding Jack	3	99.00
789	ESD Grounding Bar	.5	169.00

MAYTRIX LAN RACKING SYSTEM



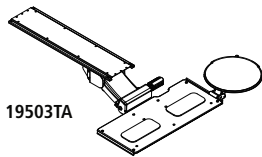
Model No. List Price	Description	Weight	List Price
350220	Adjustable Front Support Leg - All Work Surfaces	4	202.00
350321R	Replacement Top Bracket (right) - 30"D and 36"D Work Surfaces	4	108.00
350321L	Replacement Top Bracket (left) - 30"D and 36"D Work Surfaces	4	108.00
350327R	Replacement Top Bracket (right) - All 24"D Work Surfaces	4	110.00
350327L	Replacement Top Bracket (left) - All 24"D Work Surfaces	4	110.00

Note: Adjustable front support leg recommended for all corner and 36" deep work surfaces.

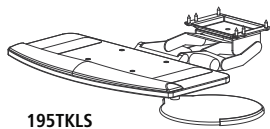
Maytrix Power Accessories

Model No.	Description	Weight	List Price
350181	72" L, 24 Outlet Power Strip, 15 amp, 15' Cord	4.5	390.00
350173	Power Strip, 4 ft. (10 outlets) with Surge Suppressor, 15 amp - 450 joules	5	455.00
A7737	Hardware Bags for mounting		12.00

Maytrix Keyboard Accessories



19503TA

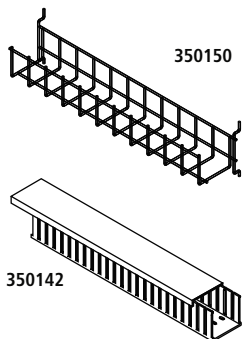


195TKLS

Model No.	Description	Weight	List Price
19503TA	Combination Keyboard/Mouse Platform 19"W x 8 1/4"D, 9" Dia. Mouse Platform*	15	647.00
195TKLS	Trackless Keyboard/Mouse Platform 19"W x 9 1/4"D, 9" Dia. Mouse Platform*	14	555.00

* 19503TA Available in Black only. 195TKLS Available in Black or White.

Maytrix Cable Management System

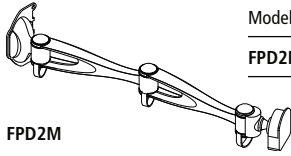


Model No.	Description	Weight	List Price
350142	2"W x 2"D, Channel (slotted), 6 ft. - Black only	3	219.00
350117	Pop Rivets - pkg. of 25 (to attach cable channels)	1	20.00
350150	24"W, Wire Cable Trough	1	149.00
350151	30"W, Wire Cable Trough	2	193.00
350152	36"W, Wire Cable Trough	2.5	257.00

Office Suites
Seating
Tables
Desks
Meeting Essentials
Personal Organization
Ergonomics
High Density Storage
Storage & Filing
Facilities
Technology Furniture
Art & Engineering

FLAT PANEL MONITOR SUPPORT BRACKET

- Compatible with VESA compliant monitors only
- 25 lb. capacity




FPD2M

Model No.	Description	Weight	List Price
FPD2M	Monitor Support – Two Arms	4	202.00

MAYTRIX FABRIC SCREEN

- Installs between Maytrix steel frame sections to create a private work environment



350440

Model No.	Dimensions	Weight	List Price
350440	24"W x 72"H x 1¼"D	58	1,048.00
350445	30"W x 72"H x 1¼"D	75	1,335.00
350450	36"W x 72"H x 1¼"D	92	1,405.00
350460	24"W x 60"H x 1¼"D	48	948.00
350465	30"W x 60"H x 1¼"D	62	1,234.00
350470	36"W x 60"H x 1¼"D	76	1,301.00
350480	24"W x 84"H x 1¼"D	68	1,182.00
350485	30"W x 84"H x 1¼"D	88	1,470.00
350490	36"W x 84"H x 1¼"D	107	1,536.00

HOW TO ORDER MAYTRIX® FABRIC SCREENS

FABRIC SCREEN OPTIONS

When ordering fabric screens, use the code at right to indicate your fabric option:

3 5 0 4 4 0 S T Y

Product Code	Fabric Option
--------------	---------------

Safco® Corporate Fabric Colors

Fabric Color	Order Code
Spinel	
Tiger Eye	STY
Sand Stone	SSS
Guilden	SGL
Lido	
Balboa	LBB
Heartland	LHL
Bryce Canyon	LBC
Mingle	
Crystal	MCT
Khaki	MHK
Biscuit	MBT
Cross Town	
Buff	CBF
Ray	CRA
Fieldstone	CFS
Anchorage	
Goose	AGS
Bailey	
Khaki	BKH

Contact Customer Care at 1-888-971-6225 or email info@safcoproducts.com for assistance.