

# ABERDEEN® LAMINATE SERIES



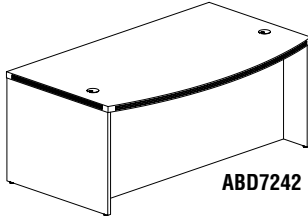
The Aberdeen Series of laminate casegoods combine fashionable aesthetics and unparalleled quality all in a package that is surprisingly affordable. Aberdeen's transitional style allows it to fit into any environment whether it be modular multi-station work areas or executive offices. Aberdeen provides exceptional abrasion and stain resistance along with technology and cable friendly components.

**Laminate Options:** Cherry, Mocha, Maple, and Gray Steel.

**CARB Compliant:** Aberdeen's core materials comply with Phase 2 of CARB's formaldehyde emission limits of composite wood materials.

- All models in all finishes are available on both the Quick-Ship and Fast Freight delivery programs with no quantity limitations.
- Horizontal surfaces feature fluted 3 MM PVC edge.
- Recommended under-cabinet LED Task Light is model EZDP. Other LED Task/Desk lighting is available in the ACCESSORIES section at the end of this price list.

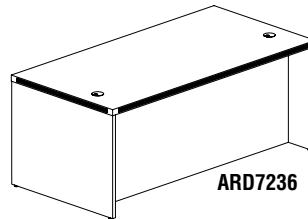
## BOW FRONT DESK



- 1 5/8" thick work surface.
- Modesty panel is recessed 14 1/2" at center.
- Full-height, vertical grain, modesty panel included.
- Two grommets in surface, standard.

Model No.	Description	Dimensions	Wt.	List Price
<b>ABD7242</b>	72" Bowfront Desk	72"W x 42"D x 29 1/2"H	233#	\$873
<b>ABD6642</b>	66" Bowfront Desk	66"W x 42"D x 29 1/2"H	220#	\$830

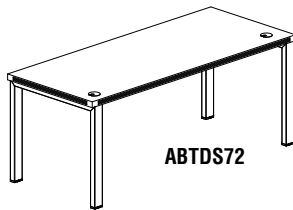
## CONFERENCE FRONT DESK



- 1 5/8" thick work surface.
- Full-height, vertical grain, modesty panel included.
- Modesty panel is recessed 8 1/2" at center.
- Two grommets in surface, standard.

Model No.	Description	Dimensions	Wt.	List Price
<b>ARD7236</b>	72" Rectangular Conference Desk	72"W x 36"D x 29 1/2"H	215#	\$756

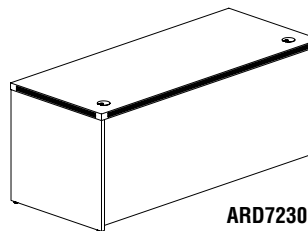
## TABLE DESK



- Base Silver.
- Standard with two grommet holes for cable management.
- Not available in Maple.
- Available June 2017.

Model No.	Description	Dimensions	List Price
<b>ABTDS60</b>	Table Desk with Straight Top	60"W x 30"D x 29 1/2"H	\$763
<b>ABTDS66</b>	Table Desk with Straight Top	66"W x 30"D x 29 1/2"H	\$775
<b>ABTDS72</b>	Table Desk with Straight Top	72"W x 30"D x 29 1/2"H	\$787

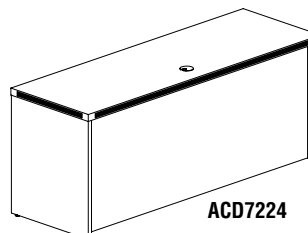
## STRAIGHT FRONT DESK



- 1 5/8" thick work surface.
- Full-height, vertical grain, modesty panel included.
- Center drawer will not work with 60" Desk and 2 pedestals or desk and return / bridge.
- Modesty panel is recessed 2 1/2".
- Two grommets in surface, standard.

Model No.	Description	Dimensions	Wt.	List Price
<b>ARD7230</b>	72" Rectangular Desk	72"W x 30"D x 29 1/2"H	188#	\$699
<b>ARD6630</b>	66" Rectangular Desk	66"W x 30"D x 29 1/2"H	177#	\$653
<b>ARD6030</b>	60" Rectangular Desk	60"W x 30"D x 29 1/2"H	167#	\$610

## CREDENZA



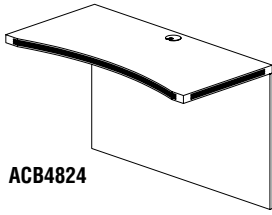
- 1 5/8" thick work surface.
- Full-height, vertical grain, modesty panel included.
- Modesty panel is recessed 3" for outlet clearance.
- One grommet in surface, standard.
- Mouse hole in modesty panel for cable pass through.

Model No.	Description	Dimensions	Wt.	List Price
<b>ACD7224</b>	72" Credenza	72"W x 24"D x 29 1/2"H	160#	\$610
<b>ACD6624</b>	66" Credenza	66"W x 24"D x 29 1/2"H	151#	\$582
<b>ACD6024</b>	60" Credenza	60"W x 24"D x 29 1/2"H	142#	\$552

WORKSPACES  
 DESKS & STORAGE  
 TABLES  
 SEATING  
 HIGH DENSITY STORAGE  
 MAIL ROOM FURNITURE  
 TECHNOLOGY FURNITURE  
 DRAFTING FURNITURE  
 ACCESSORIES  
 PRODUCT INDEX

## ABERDEEN LAMINATE SERIES

### BRIDGE

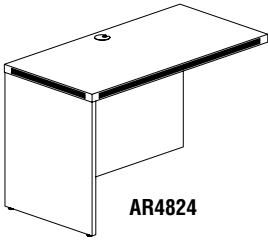


ACB4824

- Universal mounting to right or left side of desk.
- Not free-standing. Requires connection to credenza and desk.
- 1 5/8" thick work surface.
- Full-height, vertical grain modesty panel included.
- Modesty panel is flush.
- One grommet in surface, standard.
- Mouse hole in modesty panel for cable pass through.

Model No.	Description	Dimensions	Wt.	List Price
<b>ACB4824</b>	48" Curved Bridge	48"W x 24"D x 29 1/2"H	74#	\$376
<b>ACB4224</b>	42" Curved Bridge	42"W x 24"D x 29 1/2"H	63#	\$347

### RETURN

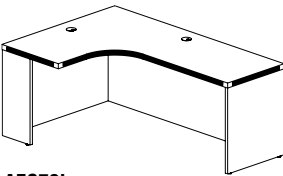


AR4824

- Returns are non-handed.
- Not free-standing. Requires connection to credenza, desk or extended corner.
- Mouse hole in modesty panel for cable pass through.
- Modesty panel is flush.
- One grommet in surface, standard.
- 1 5/8" thick work surface.
- Full-height, vertical grain modesty panel included.

Model No.	Description	Dimensions	Wt.	List Price
<b>AR4824</b>	48" Return	48"W x 24"D x 29 1/2"H	105#	\$436
<b>AR4224</b>	42" Return	42"W x 24"D x 29 1/2"H	96#	\$393
<b>AR3624</b>	36" Return	36"W x 24"D x 29 1/2"H	87#	\$363

### EXTENDED CORNER

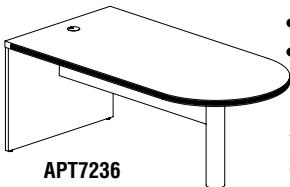


AEC72L

- 1 5/8" thick work surface.
- Full-height, vertical grain, modesty panel included.
- Modesty panel is recessed 3" for outlet clearance on desk side and flush on return side.
- Two grommets in surface, standard.
- Mouse hole in modesty panel (desk side) for cable pass through.

Model No.	Description	Dimensions	Wt.	List Price
<b>AEC72L</b>	72" Left Extended Corner Table	72"W x 48"D x 24"D Return	218#	\$975
<b>AEC72R</b>	72" Right Extended Corner Table	72"W x 48"D x 24"D Return	218#	\$975

### FREESTANDING PENINSULA DESK

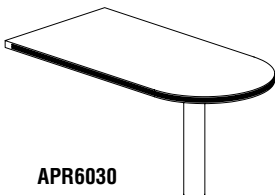


APT7236

- 1 5/8" thick work surface.
- Modesty panel is 12"H.
- One grommet in surface, standard.
- Mouse hole in modesty panel for cable pass through.
- Does not accommodate a center drawer.

Model No.	Description	Dimensions	Wt.	List Price
<b>APT7236</b>	72" Freestanding Peninsula	72"W x 36"D x 29 1/2"H	172#	\$842

### PENINSULA RETURN



APR6030

- Not free-standing. Requires connection to credenza or desk.
- No grommet.
- No modesty panel.

Model No.	Description	Dimensions	Wt.	List Price
<b>APR6030</b>	60" Peninsula Return	60"W x 30"D x 29 1/2"H	80#	\$576

## ABERDEEN LAMINATE SERIES

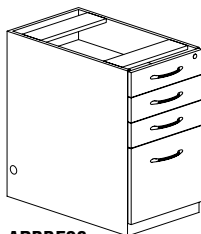
### PEDESTAL FILE FOR DESK



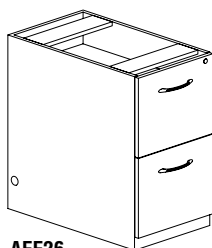
APBF26

- Pedestals have integrated cable management access at top and bottom of ped.
- Ped tops are unfinished. Must be attached to underside of surface.
- Pedestals feature dual-purpose pencil drawers for storing supplies or storing laptop computers.
- All locks are keyed alike. Lock cores are removable for keying suites individually.
- Curved metal pulls with brushed nickel finish.
- File drawers accommodate letter or legal size hanging file folders.
- Pedestals ship fully assembled.

Model No.	Description	Dimensions	Wt.	List Price
<b>APBF26</b>	Suspended Desk PBF Ped	15 1/4"W x 26 1/2"D x 22 1/2"H	76#	\$479
<b>APBBF26</b>	Desk PBBF Ped	15 1/4"W x 26 1/2"D x 27 1/2"H	90#	\$653
<b>AFF26</b>	Desk FF Ped	15 1/4"W x 26 1/2"D x 27 1/2"H	86#	\$625

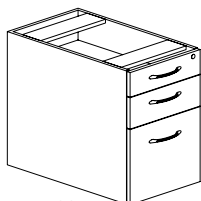


APBBF26



AFF26

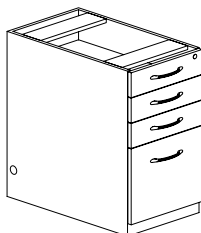
### PEDESTAL FILE FOR CREDENZA/RETURN/EXTENDED CORNER



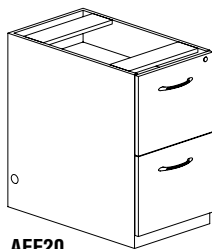
APBF20

- Pedestals have integrated cable management access at top and bottom of ped.
- Ped tops are unfinished. Must be attached to underside of surface.
- Pedestals feature dual-purpose pencil drawers for storing supplies or storing laptop computers.
- All locks are keyed alike. Lock cores are removable for keying suites individually.
- Mobile kit contains 1" thick surface and five (5) casters to be used for APBF20 only.
- Curved metal pulls with brushed nickel finish.
- File drawers accommodate letter or legal size hanging file folders.
- Pedestals ship fully assembled.

Model No.	Description	Dimensions	Wt.	List Price
<b>APBF20</b>	Suspended Credenza PBF Ped	15 1/4"W x 20"D x 22 1/2 "H	66#	\$430
<b>APBBF20</b>	Credenza PBBF Ped	15 1/4"W x 20"D x 27 1/2 "H	75#	\$582
<b>AFF20</b>	Credenza FF Ped	15 1/4"W x 20"D x 27 1/2 "H	74#	\$552
<b>AMK20</b>	Mobile Kit		14#	\$145



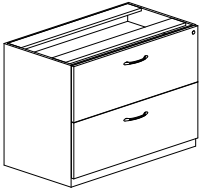
APBBF20



AFF20

## ABERDEEN LAMINATE SERIES

### LATERAL FILE FOR CREDENZA/RETURN/EXTENDED CORNER



ACLF36

- Credenza Laterals slide easily under any surface.
- Credenza Lateral top is unfinished.
- Drawers can support up to 2 lbs. per inch.
- Curved metal pulls with brushed nickel finish.
- All locks are keyed alike. Lock cores are removable for keying suites individually.

Model No.	Description	Dimensions	Wt.	List Price
<b>ACLF36</b>	36" Credenza Lateral File	36"W x 20"D x 27 1/2"H	126#	\$800

### FREESTANDING LATERAL FILE

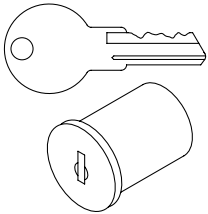


AFLF30

- 1 5/8" surface allows it to be used alone or next to any credenza or return.
- Drawers can support up to 2 lbs. per inch.
- Drawers can be configured for front-to-back or side-to-side filing.
- Curved metal pulls with brushed nickel finish.
- All locks are keyed alike. Lock cores are removable for keying suites individually.

Model No.	Description	Dimensions	Wt.	List Price
<b>AFLF30</b>	30" Freestanding Lateral File	30"W x 24"D x 29 1/2"H	201#	\$945
<b>AFLF36</b>	36" Freestanding Lateral File	36"W x 24"D x 29 1/2"H	240#	\$1017

### REPLACEMENT LOCK CORES

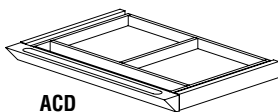


- Allows pedestals and laterals to be keyed uniquely for up to 15 different workstations.
- Master key available.
- Must purchase a core removal tool to change locks cores.

Model No.	Description	Wt.	List Price
<b>REALCC0311</b> through <b>REALCC0325</b> (Silver)	Replacement core with keys	1#	\$22
<b>REALCRK</b>	Core removal tool	1#	\$22
<b>REALCMK</b>	Master Key	1#	\$22

## ABERDEEN LAMINATE SERIES

### CENTER DRAWER

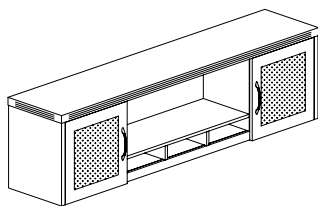


ACD

- Can be used under any worksurface (except APT7236 Peninsula Desk).
- Solid wood frame construction.
- Drawer operates smoothly on full-extension ball bearing suspension.
- Available in graphite with Black drawer front only.

Model No.	Description	Dimensions	Wt.	List Price
ACD	Center Drawer	25"W x 18"D x 2"H	32#	\$174

### WALL MOUNT HUTCH

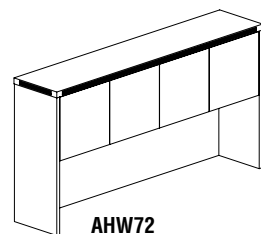


AWG72

- Hutch with two textured glass doors, central opening and pigeon hole slots.
- Central opening sized for binder storage.
- Wall mounting brackets included.
- Curved metal pulls with brushed nickel finish.
- Maximum 150 lb. weight capacity.

Model No.	Description	Dimensions	Wt.	List Price
AWG72	72" Wall Mount Hutch	72"W x 15"D x 19 1/8"H	121#	\$716

### HUTCH WITH WOOD DOORS

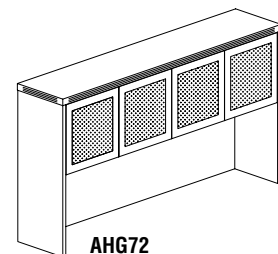


AHW72

- Features four cabinet styled doors with self-closing hinges.
- Back panel features two cable grommets.
- 21 1/2" clearance between work surface and bottom of shelf.
- Accepts optional fabric tack panel and task light.

Model No.	Description	Dimensions	Wt.	List Price
AHW72	72" Hutch with Wood Doors	72"W x 15"D x 39 1/8"H	142#	\$727
AHW66	66" Hutch with Wood Doors	66"W x 15"D x 39 1/8"H	134#	\$683
AHW60	60" Hutch with Wood Doors	60"W x 15"D x 39 1/8"H	126#	\$639

### HUTCH WITH GLASS DOORS



AHG72

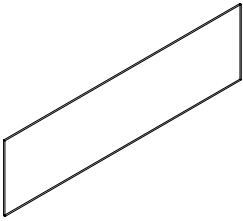
- Textured glass highlight cabinet contents and still provide privacy.
- Glass is tempered for safety and durability.
- Features four cabinet styled doors with self-closing hinges.
- Back panel features two cable grommets.
- 21 1/2" clearance between work surface and bottom of shelf.
- Accepts optional fabric tack panel and task light.

Model No.	Description	Dimensions	Wt.	List Price
AHG72	72" Hutch with Glass Doors	72"W x 15"D x 39 1/8"H	142#	\$1017

NOTE: Recommended under-cabinet LED Task Light is model EZDP.  
 Other LED Task/Desk lighting is available in the ACCESSORIES section at the end of this price list.

## ABERDEEN LAMINATE SERIES

### HUTCH TACK PANEL

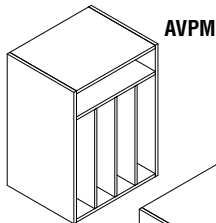


AFTP72

- Tack panel attaches to hutch back panel using adhesive tape.
- Allows for access to the hutch's grommet for cable management.
- Available in Black fabric only.

Model No.	Description	Dimensions	Wt.	List Price
<b>AFTP72</b>	72" Fabric Tack Panel	69 3/4"W x 1/2"D x 19 1/4"H	6#	\$203
<b>AFTP66</b>	66" Fabric Tack Panel	63 3/4"W x 1/2"D x 19 1/4"H	6#	\$174
<b>AFTP60</b>	60" Fabric Tack Panel	57 3/4"W x 1/2"D x 19 1/4"H	5#	\$158

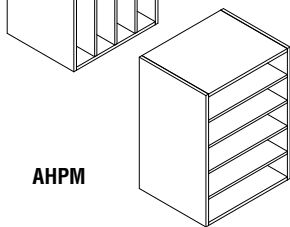
### PAPER MANAGEMENT ORGANIZERS



AVPM

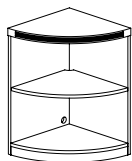
- Can accommodate "legal" sized documents.
- Sized to fit under hutch.

Model No.	Description	Dimensions	Wt.	List Price
<b>AVPM</b>	Vertical Paper Management	15"W x 11 3/4"D x 20 1/4"H	31#	\$203
<b>AHPM</b>	Horizontal Paper Management	15"W x 11 3/4"D x 20 1/4"H	32#	\$203



AHPM

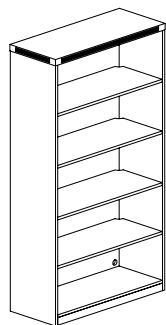
### BOOKCASES



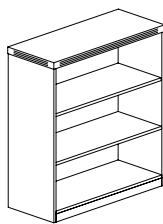
ABQ2

- Shelves are adjustable on 1 1/4" increments with 5" of total adjustment.
- Shelves contain corner mouse holes for vertical cable management.
- Back panel provides grommet for wall access.
- Quarter Round Bookcase shelf support 25 lbs per shelf.
- Standard Bookcases support 75 lbs per shelf evenly distributed.

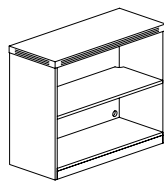
Model No.	Description	Dimensions	Wt.	List Price
<b>AB5S36</b>	5 Shelf Bookcase (1 fixed shelf)	36"W x 12"D x 68 3/4"H	175#	\$683
<b>AB3S36</b>	3 Shelf Bookcase	36"W x 12"D x 39 1/8"H	117#	\$567
<b>AB2S36</b>	2 Shelf Bookcase	36"W x 12"D x 29 1/2"H	93#	\$465



AB5S36



AB3S36



AB2S36

## ABERDEEN LAMINATE SERIES

### PERSONAL STORAGE TOWER

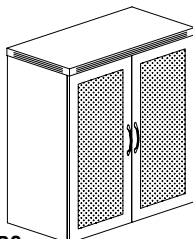


APST

- Includes 7 3/4" wardrobe section with a hanging rod and 4 adjustable shelves.
- Storage section includes two adjustable shelves on 1 1/4" increments with a total of 5" of adjustment.
- File section includes two file drawers.
- Curved metal pulls with brushed nickel finish. Additional pull options available.
- Ships in two cartons.

Model No.	Description	Dimensions	Wt.	List Price
APST	Personal Storage Tower	24"W x 24"D x 68 3/4"H	248#	\$1164

### GLASS DISPLAY CABINET

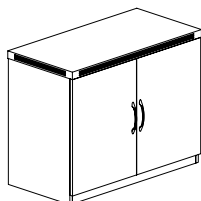


AGDC

- Textured glass highlight cabinet contents and still provide privacy.
- Glass is tempered for safety and durability.
- Two (2) adjustable shelves on 1 1/4" increments with a total of 5" of adjustment.
- Curved metal pulls with brushed nickel finish. Additional pull options available.
- Grommet in back panel for wall access.
- Mouse hole in shelf to permit vertical routing of cables.

Model No.	Description	Dimensions	Wt.	List Price
AGDC	Glass Display Cabinet	36"W x 18"D x 39 1/4"H	135#	\$945

### STORAGE CABINET

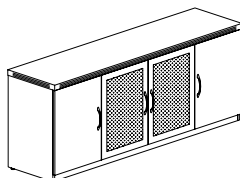


ASC

- Self-closing hinged doors.
- One shelf adjustable on 1 1/4" increments with a total of 5" of adjustment.
- Shelf contains corner mouse hole for vertical cable management.
- Mouse hole in back panel for wall access.
- Curved metal pulls with brushed nickel finish. Additional pull options available.

Model No.	Description	Dimensions	Wt.	List Price
ASC	Storage Cabinet	36"W x 18"D x 29 1/2"H	132#	\$727

### LOW WALL CABINET



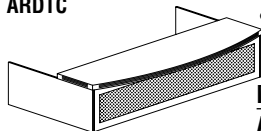
ALC

- Self-closing hinged doors.
- One shelf per compartment adjustable on 1 1/4" increments with a total of 5" of adjustment. (3 shelves total)
- Shelves contain corner mouse hole for vertical cable management.
- Mouse hole in back panel for wall access.
- Curved metal pulls with brushed nickel finish standard. Also includes Brighton handles. Additional pull options available.

Model No.	Description	Dimensions	Wt.	List Price
ALC	Low Wall Cabinet	72"W x 18"D x 29 1/2"H	173#	\$1310

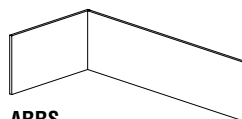
### RECEPTION ACCESSORIES

ARDTC



- For main reception desk. To be used on ARD7236.
- Textured glass front panel.
- 1 5/8" thick bow front transaction counter. 6" overhang.
- Transaction counter measures 72"H x 21"D x 15 5/8"H.

Model No.	Description	Dimensions	Wt.	List Price
ARDTC	72" Reception Transaction Counter	72"W x 42"D x 15 5/8"H	113#	\$683



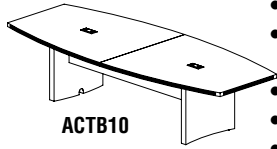
ARRS

- To be used on top of desk return AR4824.
- Reception screen is symmetrical and non-handed.

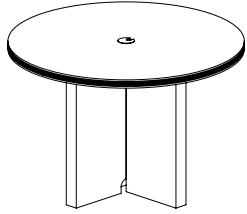
Model No.	Description	Dimensions	Wt.	List Price
ARRS	48" Reception Return Screen	48"W x 24"D x 14"H	28#	\$230

## ABERDEEN LAMINATE SERIES

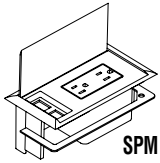
### CONFERENCE TABLES




- 1 5/8" thick work surface.
- Surfaces feature hollow core construction.
- Boat-shaped conference tables standard with two grommets (6' has one centered grommet, 18' has 3 grommets).
- Boat-shaped conference tables accept power module for power and data access. to operate computers and presentation equipment during meetings.
- Round conference tables have one round grommet.
- Conference table legs have cable chimney for concealed cable management from surface to floor.
- Tops larger than 96" have multi-piece top surfaces connected via steel cam post and steel connecting plates.
- Large conference tables ship in multiple cartons.
- Structural modesty panel conceals horizontal cable management.
- ACTB18 not available in Gray Steel.

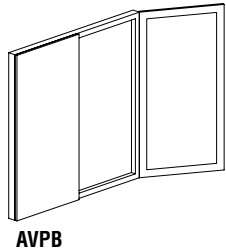


Model No.	Description	Dimensions	Wt.	List Price
<b>ACTB18</b>	18' Conference Table, Boat Surface	216"W x 48"D x 29 1/2"H	650#	\$3466
<b>ACTB12</b>	12' Conference Table, Boat Surface	144"W x 48"D x 29 1/2"H	500#	\$2014
<b>ACTB10</b>	10' Conference Table, Boat Surface	120"W x 48"D x 29 1/2"H	416#	\$1684
<b>ACTB8</b>	8' Conference Table, Boat Surface	96"W x 48"D x 29 1/2"H	344#	\$1393
<b>ACTB6</b>	6' Conference Table, Boat Surface	72"W x 36"D x 29 1/2"H	233#	\$960
<b>ACTR42</b>	42" Round Conference Table	42"Dia x 29 1/2"H	105#	\$678



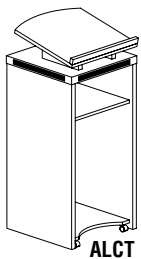
Model No.	Description	List Price
<b>SPM</b> 	6 1/4"W x 4"D x 1 1/2"H Optional Power Module, UL Listed [includes RJ11-Cat 3 coupler (phone) and RJ45 coupler (data)] – 6' power cord	\$298

### CONFERENCE ACCESSORIES



- White dry-erase board in center panel that features magnetic, non-ghosting surface.
- Marker board can be used for projection.
- Sculpted lower tray holds markers, erasers, etc.
- Inside face of doors covered in tackable Black fabric.
- Wall mounting brackets included.

Model No.	Description	Dimensions	Wt.	List Price
<b>AVPB</b>	Visual Presentation Board	48"W x 2 3/8"D x 48"H	80#	\$901



- One fixed shelf.
- Four casters concealed in lectern base, non-locking.
- Angled stand has stop to prevent papers from sliding.
- Top surface has a grommet for cable pass-through.

Model No.	Description	Dimensions	Wt.	List Price
<b>ALCT</b>	Lectern	18"W x 18"D x 44"H	78#	\$522

\*Note: Refer to Accessories section pages 388-390 for keyboard supports, lighting and other ergonomic options.