

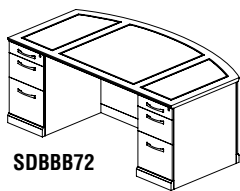
SORRENTO DESK SERIES

The Sorrento veneer desking system is a transitional line of wood office furniture for executive offices, individual workspaces, conference rooms and reception areas. This line combines a high end look and technology-friendly features. Sorrento uses AA-grade North American Hardwood veneers throughout.

Surface: Choice of Espresso finish on Walnut veneer, or Bourbon Cherry finish on Cherry veneer border and walnut inlays bordering Bird's Eye Maple panels.

- For Bourbon Cherry finish, all horizontal desking surfaces feature hardwood inlays and Bird's Eye maple panels.
- All cabinet/drawer interiors and backs are fully finished.
- All locks are keyed alike and feature removable cores for installing "keyed different" locks after market.
- Center drawers are optional.
- All floor supported models include steel threaded leveling glides.
- All models in all finishes are available on both the Quick-Ship and Fast Freight delivery programs with no quantity limitations.
- All credenzas, returns, and bridges feature a technology access panel for convenient connectivity.
- Recommended under-cabinet LED Task Light is model EZDP. Other LED Task/Desk lighting is available in the ACCESSORIES section at the end of this price list.

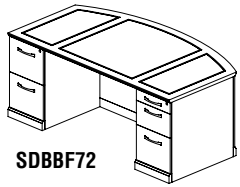
FREESTANDING DESKS



SDBBB72

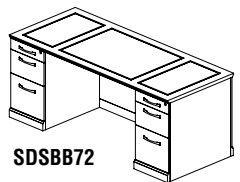
- Choose either two Pencil/Box/Files or a combination of a Pencil/Box/File and a File/File pedestal. All Freestanding Pedestals are universal.

Model No.	Description	Dimensions	Wt.	List Price
SDBBB72	Double Pedestal Desk, Bow Front, PBF/PBF	72"W x 39"D x 29 1/2"H	310#	\$3707
SDBBF72	Double Pedestal Desk, Bow Front, PBF/FF	72"W x 39"D x 29 1/2"H	307#	\$3624
SDSBB72	Double Pedestal Desk, Straight Front, PBF/PBF	72"W x 30"D x 29 1/2"H	289#	\$3511
SDSBF72	Double Pedestal Desk, Straight Front, PBF/FF	72"W x 30"D x 29 1/2"H	287#	\$3428

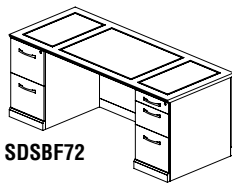


SDBBF72

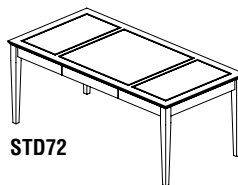
Model No.	Description	Dimensions	Wt.	List Price
STD72	Table Desk with built in center drawer	72"W x 36"D x 29 1/2"H	144#	\$1735
SCD	Center Drawer for Desks and Credenzas	30"W x 21 1/4"D x 2 1/2"H	21#	\$392



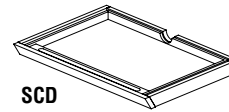
SDSBB72



SDSBF72



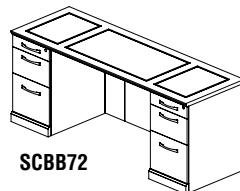
STD72



SCD

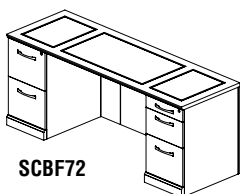
FREESTANDING CREDENZAS

- All Credenzas feature a technology access panel for convenient connectivity.



SCBB72

Model No.	Description	Dimensions	Wt.	List Price
SCBB72	Double Pedestal Credenza, PBF/PBF	72"W x 24"D x 29 1/2"H	257#	\$3160
SCBF72	Double Pedestal Credenza, PBF/FF	72"W x 24"D x 29 1/2"H	255#	\$3077
SCFF72	Double Pedestal Credenza, FF/FF	72"W x 24"D x 29 1/2"H	253#	\$2994



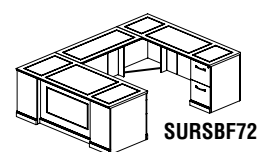
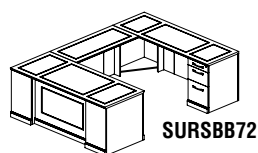
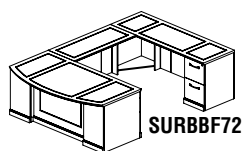
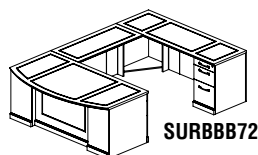
SCBF72

SORRENTO VENEER SERIES

U-SHAPED CONFIGURATIONS

- All credenzas and bridges feature a technology access panel for convenient connectivity.
- Offered in choice of left-handed and right-handed U-configurations.

Model No.	Description	Dimensions	Wt.	List Price
SURBBB72	Executive "U," Bowfront, Right Bridge PBF-Desk, PBF-Credenza	72"W x 39"D x 29 1/2"H Desk 48"W x 20"D x 29 1/2"H Bridge 72"W x 24"D x 29 1/2"H Credenza	536#	\$6182
SULBBB72	Executive "U," Bowfront, Left Bridge PBF-Desk, PBF-Credenza	72"W x 39"D x 29 1/2"H Desk 48"W x 20"D x 29 1/2"H Bridge 72"W x 24"D x 29 1/2"H Credenza	536#	\$6182
SURBBF72	Executive "U," Bowfront, Right Bridge PBF-Desk, FF-Credenza	72"W x 39"D x 29 1/2"H Desk 48"W x 20"D x 29 1/2"H Bridge 72"W x 24"D x 29 1/2"H Credenza	533#	\$6099
SULBBF72	Executive "U," Bowfront, Left Bridge PBF-Desk, FF-Credenza	72"W x 39"D x 29 1/2"H Desk 48"W x 20"D x 29 1/2"H Bridge 72"W x 24"D x 29 1/2"H Credenza	533#	\$6099
SURSB72	Executive "U," Straight Front, Right Bridge PBF-Desk, PBF-Credenza	72"W x 30"D x 29 1/2"H Desk 48"W x 20"D x 29 1/2"H Bridge 72"W x 24"D x 29 1/2"H Credenza	523#	\$5986
SULSB72	Executive "U," Straight Front, Left Bridge PBF-Desk, PBF-Credenza	72"W x 30"D x 29 1/2"H Desk 48"W x 20"D x 29 1/2"H Bridge 72"W x 24"D x 29 1/2"H Credenza	523#	\$5986
SURSBF72	Executive "U," Straight Front, Right Bridge PBF-Desk, FF-Credenza	72"W x 30"D x 29 1/2"H Desk 48"W x 20"D x 29 1/2"H Bridge 72"W x 24"D x 29 1/2"H Credenza	520#	\$5903
SULSBF72	Executive "U," Straight Front, Left Bridge PBF-Desk, FF-Credenza	72"W x 30"D x 29 1/2"H Desk 48"W x 20"D x 29 1/2"H Bridge 72"W x 24"D x 29 1/2"H Credenza	520#	\$5903

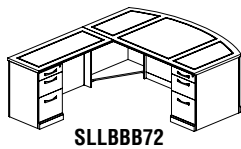


SORRENTO VENEER SERIES

L-SHAPED CONFIGURATIONS

- All returns feature a technology access panel for convenient connectivity.
- Offered in choice of left-handed and right-handed L-configurations.
- All returns feature a technology access panel for convenient connectivity.

Model No.	Description	Dimensions	Wt.	List Price
SLRBBB72	Executive "L," Bowfront, Right Return PBF-Desk, PBF-Return	72"W x 39"D x 29 1/2"H Desk 48"W x 20"D x 29 1/2"H Return	389#	\$4684
SLLBBB72	Executive "L," Bowfront, Left Return PBF-Desk, PBF-Return	72"W x 39"D x 29 1/2"H Desk 48"W x 20"D x 29 1/2"H Return	389#	\$4684
SLRBBF72	Executive "L," Bowfront, Right Return PBF-Desk, FF-Return	72"W x 39"D x 29 1/2"H Desk 48"W x 20"D x 29 1/2"H Return	386#	\$4586
SLLBBF72	Executive "L," Bowfront, Left Return PBF-Desk, FF-Return	72"W x 39"D x 29 1/2"H Desk 48"W x 20"D x 29 1/2"H Return	386#	\$4586
SLRSBB72	Executive "L," Straight Front, Right Return PBF-Desk, PBF-Return	72"W x 39"D x 29 1/2"H Desk 48"W x 20"D x 29 1/2"H Return	376#	\$4488
SLLSBB72	Executive "L," Straight Front, Left Return PBF-Desk, PBF-Return	72"W x 30"D x 29 1/2"H Desk 48"W x 20"D x 29 1/2"H Return	376#	\$4488
SLRSBF72	Executive "L," Straight Front, Right Return PBF-Desk, FF-Return	72"W x 30"D x 29 1/2"H Desk 48"W x 20"D x 29 1/2"H Return	373#	\$4390
SLLSBF72	Executive "L," Straight Front, Left Return PBF-Desk, FF-Return	72"W x 30"D x 29 1/2"H Desk 48"W x 20"D x 29 1/2"H Return	373#	\$4390



SLLBBB72



SLRBBF72



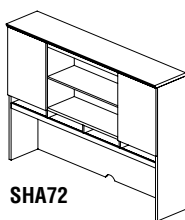
SLRSBB72



SLRSBF72

SORRENTO VENEER SERIES

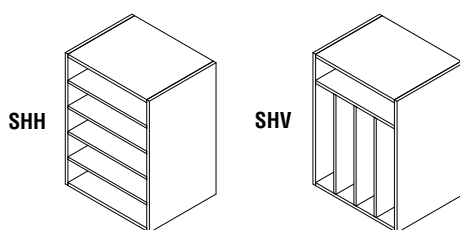
HUTCHES



SHA72

- Fully assembled.
- Hutches in Bourbon Cherry have wood doors.
- Optional tasklights are available.
- Middle shelves behind doors adjust to 3 positions on 2 1/2" increments.
- Clearance between the work surface and bottom shelf is 20 1/4".
- Hutches in Espresso have frosted glass doors.
- Optional Hutch Organizers are sized to fit in space between doors and work surface.

Model No.	Description	Dimensions	Wt.	List Price
SHA72	Hutch with Double-Height Doors	72"W x 15"D x 52 1/2"H	246#	\$2588
SHH	Hutch Organizer, Horizontal	17 1/2"W x 12 1/2"D x 19 3/4"H	36#	\$504
SHV	Hutch Organizer, Vertical	17 1/2"W x 12 1/2"D x 19 3/4"H	36#	\$504
SHGD	Optional Glass Doors for 72" Hutch (SCR)		30#	\$314
SHWD	Optional Wood Doors for 72" Hutch (ESP)		30#	\$314

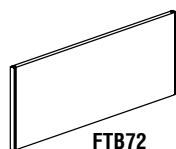


SHH

SHV

NOTE: Recommended under-cabinet LED Task Light is model EZDP.
Other LED Task/Desk lighting is available in the ACCESSORIES section at the end of this price list.

FABRIC PANELS

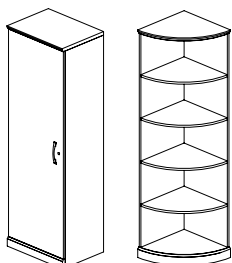


FTB72

- Stocked in MIR1454 Birch Fabric.
- Other fabrics available as a special order; special orders sold in pairs.

Model No.	Dimensions	Wt.	List Price
FTB72	69"W x 18 1/2"H	16#	\$493

STORAGE OPTIONS

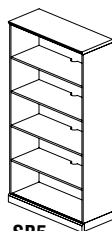


SWRD

SBQ5

- Low Wall Cabinet has one internal shelf in each compartment that adjusts to 5 different positions on 1 1/4" increments. Does not lock.
- Executive Buffet Cabinet has one internal shelf in each compartment that adjusts to 3 positions and 2 1/2" increments. Does not lock.
- Lateral files feature interlock system allowing only one drawer to open at a time. Standard gang lock provided.
- SLC and SBUF have wood doors (Bourbon Cherry) or frosted glass doors (Espresso).
- SBQ5 and SB5 have 1" thick shelves.

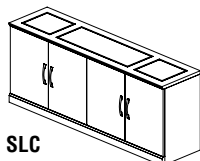
Model No.	Description	Dimensions	Wt.	List Price
SWRD	Wardrobe Cabinet – Universal	24"W x 18"D x 76"H	168#	\$1652
SBQ5	5-Shelf Quarter-Round Bookcase	18"W x 18"D x 70"H	81#	\$1245
SB5	5-Shelf Bookcase	36"W x 15"D x 70"H	150#	\$1609
SLF2	2-Drawer Lateral File	36"W x 18"D x 29 1/2"H	186#	\$1834
SLC	Low Wall Cabinet	72"W x 18"D x 29 1/2"H	235#	\$2211
SBUF	Buffet Cabinet	72"W x 22"D x 36"H	294#	\$3567



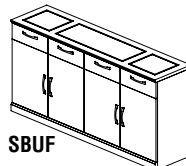
SB5



SLF2



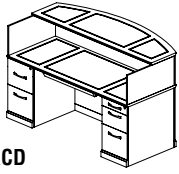
SLC



SBUF

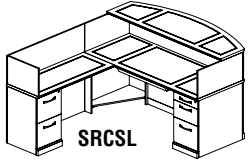
SORRENTO VENEER SERIES

RECEPTION STATIONS

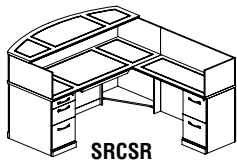


SRCD

- Reception stations are available with a granite or veneer counter top.
- Configured as either a freestanding double-pedestal desk station or complete with right- or left-handed return.
- Reception stations ship complete as shown. (Counter Organizers sold separately.)
- Includes a technology access panel for convenient connectivity.



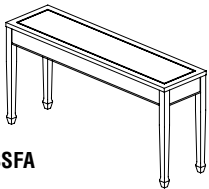
SRCSL



SRCSR

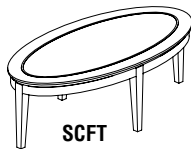
Model No.	Description	Dimensions	Wt.	List Price
SRCD	Reception Desk with Veneer Counter	72"W x 39"D x 45"H	481#	\$5045
SRCDM	Reception Desk with Granite Counter	72"W x 39"D x 45"H	532#	\$6549
SRCSL	Reception Desk with Veneer Counter Left Hand – Return	72"W x 39"D x 45"H Desk 48"W x 20"D x 43 1/2"H Return	583#	\$6664
SRCSLM	Reception Desk with Granite Counter Left Hand – Return	72"W x 39"D x 45"H Desk 48"W x 20"D x 43 1/2"H Return	634#	\$8168
SRCSR	Reception Desk with Veneer Counter Right Hand – Return	72"W x 39"D x 45"H Desk 48"W x 20"D x 43 1/2"H Return	583#	\$6664
SRCSRM	Reception Desk with Granite Counter Right Hand – Return	72"W x 39"D x 45"H Desk 48"W x 20"D x 43 1/2"H Return	634#	\$8168

OCCASIONAL TABLES

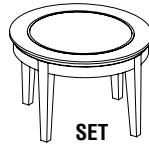


SSFA

Model No.	Description	Dimensions	Wt.	List Price
SSFA	Sofa Table	16"W x 60"D x 30"H	75#	\$791
SCFT	Coffee Table – Oval	48"W x 24"D x 15"H	48#	\$728
SET	End Table	24"W x 24"D x 24"H	33#	\$531



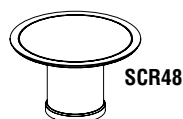
SCFT



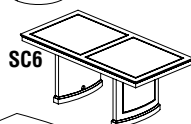
SET

SORRENTO VENEER SERIES


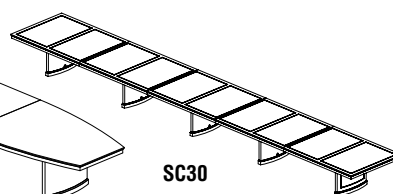
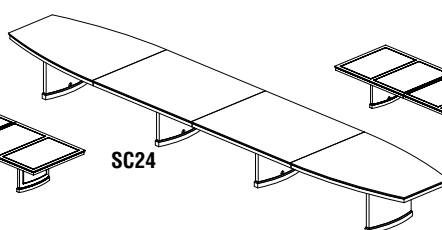
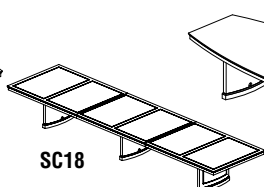
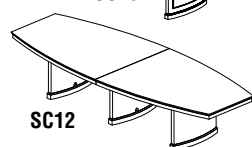
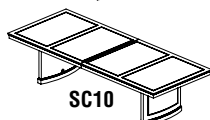

CONFERENCE ROOM TABLES



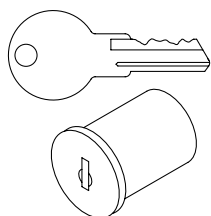
- Color dictates table shape.
- Rectangular shaped conference tables are only available in Bourbon Cherry (SCR) - same list price.
- Boat-shaped conference tables are only available in Espresso (ESP) - same list price.
- Matching presentation board available.



Model No.	Description	Dimensions	Wt.	List Price
SCR48	48" Round Conference Table	48" Dia. x 29 1/2"H	164#	\$1690
SC6	6' Rectangular or Boat-Shaped Conference Table	72"W x 36"D x 29 1/2"H	231#	\$2721
SC8	8' Rectangular or Boat-Shaped Conference Table	96"W x 42"D x 29 1/2"H	281#	\$3132
SC10	10' Rectangular or Boat-Shaped Conference Table	120"W x 48"D x 29 1/2"H	370#	\$4382
SC12	12' Rectangular or Boat-Shaped Conference Table	144"W x 54"D x 29 1/2"H	514#	\$7853
SC18	18' Rectangular or Boat-Shaped Conference Table	216"W x 54"D x 29 1/2"H	667#	\$9482
SC24	24' Rectangular or Boat-Shaped Conference Table	288"W x 54"D x 29 1/2"H	991#	\$12642
SC30	30' Rectangular or Boat-Shaped Conference Table	360"W x 54"D x 29 1/2"H	973#	\$15803
SCWB	Presentation Board	48"W x 48"H x 3 1/2"d	109#	\$1748



REPLACEMENT LOCK CORES



- Allows pedestals and laterals to be keyed uniquely for up to 15 different workstations.
- Master key available.
- Must purchase a core removal tool to change locks cores.

Model No.	Description	Wt.	List Price
REALCC0311B through REALCC0325B (Black)	Replacement core with keys	1#	\$22
REALCRK	Core removal tool	1#	\$22
REALCMK	Master Key	1#	\$22

*Order Black replacement lock core for Sorrento Bourbon Cherry (SCR) finish.

Note: Sorrento in Espresso (ESP) finish has a silver replacement lock core (order replacement lock core without the "B")